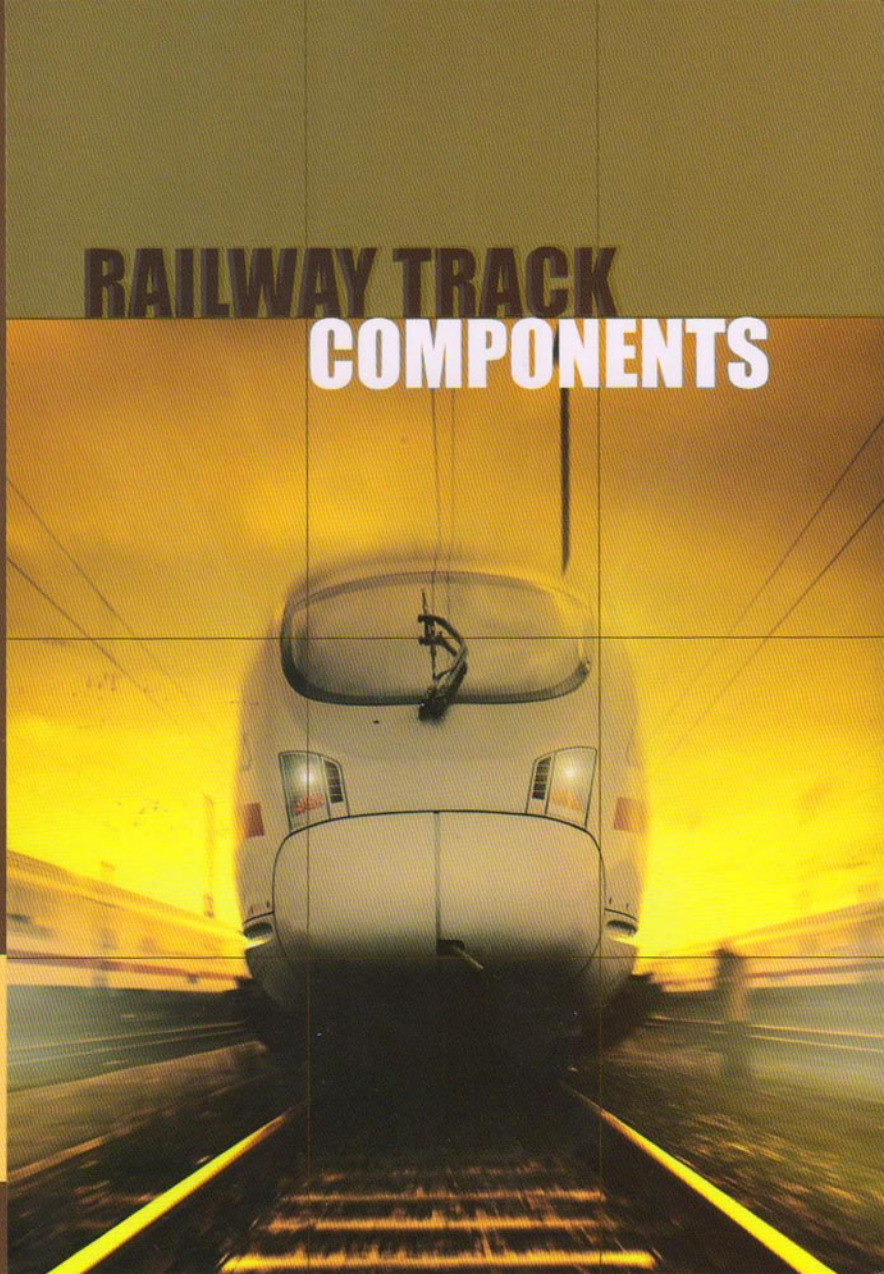


# RAILWAY TRACK COMPONENTS

# RAILWAY TRACK COMPONENTS



**NIPHA** 50  
years of  
engineering

[www.niphaindia.com](http://www.niphaindia.com)  
[nipha@niphaindia.com](mailto:nipha@niphaindia.com)



# RAILWAY TRACK COMPONENTS

## ABOUT US

NIPHA is widely acclaimed for manufacturing quality products including forgings, castings, ground-engaging tools and wear parts, machined components and assemblies and many more customized products. One of the most important in NIPHA'S gamut of products is the range of railway track components.





# RANGE OF PRODUCTS



Base Plates  
Channels  
Dog Spikes  
Double Shank Spikes  
Elastic Rail Clips  
Fish Plates



Forged Shoulders  
Headlock Washers  
Joint Bars  
Lock Spikes  
Reinforcing Bars for Rail (D-bar)  
Riser Plates







# RANGE OF PRODUCTS



Screw Spikes  
SGCI Inserts  
Switch Rods  
Tail Lock Washers  
Track Nuts and Bolts









# MORE ABOUT THE PRODUCTS

## REINFORCING BARS FOR RAIL (D-BAR)

These are rolled from mild steel as per customer's design. The bars are welded on the rails to reinforce them.



## ELASTIC RAIL CLIPS

These are suitable for wooden, concrete or steel sleepers. They are designed for different toe loads to suit various axle heads and speeds.



## FISH PLATES / JOINT BARS

NIPHA manufactures all types of joint bars suitable for standard rail profiles used in various countries. The most popular ones include UIC 54, UIC 60, U 33, BS 80A, BS 90A, IRS 52Kgs, IRS 90 Lbs, 115 RE, 119 RE, 132 RE, 136 RE.









# MORE ABOUT THE



These are made from medium and low carbon steel by forging and thread rolling process. The shank diameter ranges from 16 mm to 25 mm. They are available in both black and galvanized condition

## TRACK NUTS AND BOLTS

These are products using carbon or alloy steel as specified by our customers. The shank diameter ranges from 16 mm to 25 mm. All high tensile fasteners are heat-treated.





# PRODUCTS



## SHOULDERS

These are forged from steel to suit customer requirements. They are available in both with and without anti-overdrive features.



## INSERTS

These are made of ductile iron (SGCI), suitable for different rail sections.





# MARKETS

NIPHA'S customers are spread across the globe from the developing nations of Africa, Indonesia, Malaysia, Thailand to the technologically developed countries of UK, European Union, Canada and USA.

Our manufacturing facilities are assessed and certified in accordance to ISO 9001:2008 quality system for manufacture of railway track parts.

# QUALITY

# ACCREDITATION

ISO 9001 : 2008